



Your one stop classic coin-op arcade shop

## Midway Power Supply Upgrade kit

*SWITCHING PS KIT A084-90414-C935*



Congratulations on your purchase of our drop-in replacement power supply for the Midway A084-90414-C935 linear power supply.

Compatible games:

- Galaga
- Bosconian
- Rally-X

This kit includes a power supply, interface adapter and A/C power tap.

Tools Required: Philips Screwdriver

PSK-MIDWAY1 (Galaga/Bosconian/Rally-X) - Installation Manual

## Installation Instruction:


1. Unplug your cabinet.
2. Locate and remove old power supply.  
The original power supply is mounted on the side and has the large heat sync.  
Disconnect the 12 pin connector at J1 (This will no longer be hooked up) and the 19 pin connector from J2. Then remove the power supply.



3. Assemble the new power supply and mount it where desired.




Matching +5, GND, -5 and +12 lugs with the supplied switching power supply.




Attach the blue spade connectors to the two A/C lugs of the new switching power supply.

4. Plug in old J2 plug to the new power supply, it is keyed.



5. Connect A/C power tap between monitor power and supply from the cabinet.



A/C Monitor Power Connector



Power-tap installed

6. Double check your work, and verify all connections.
7. Done!

DISCLAIMER: This upgrade has been designed to replace the power supply stated above; however installing this kit incorrectly can cause serious damage to the installer and the game. Poor or incorrect wiring can damage your game and or game boards. Use this product at your own risk. ***Liability is limited to repair or replacement of the Kit only.***

P. O. Box 130, 60 W. Main St, Circleville, UT 84723 Ph: (435) 577-2258  
Visit us on the Web at <http://www.mikesarcade.com>  
Email: [sales@mikesarcade.com](mailto:sales@mikesarcade.com)