



Your one stop classic coin-op arcade shop

Nintendo Power Supply Upgrade kit

SWITCHING PS KIT PP-900A for POPEYE ONLY



Congratulations on your purchase of our drop-in replacement power supply for the Nintendo PP-900A power supply.

Compatible games:

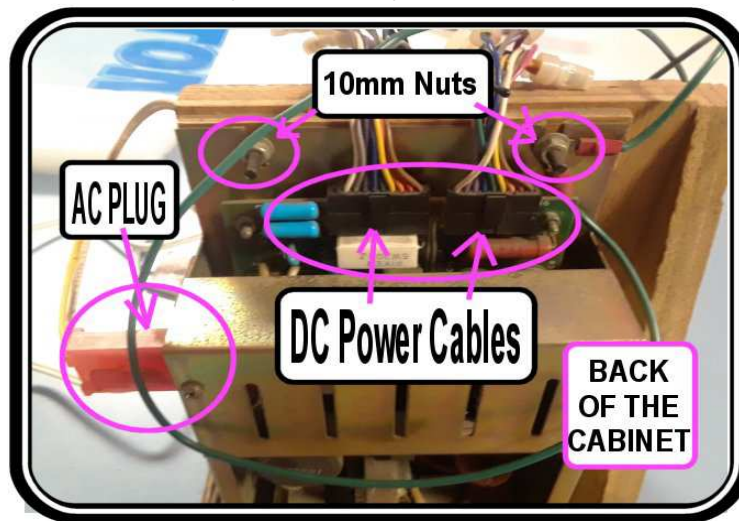
- Popeye
- Any other game running a PP-900A power supply

The kit includes a power supply, interface adapter & AC power tap.


Tools Required: Philips Screwdriver
10mm wrench or socket

Installation Instructions:


1. Unplug your cabinet.
2. Locate and remove old power supply.
Remove the two (2) top nuts that secure the power supply
Disconnect the AC PLUG
Disconnect the black cables (9P & 10P).



3. Assemble the new power supply and mount it where desired.




Matching +5, GND, -5 and +12 lugs with the supplied switching power supply.



Attach the blue spade connectors to the two A/C lugs of the new switching power supply.

4. Plug in you black connectors to the new adapter board.
Note all the brown wires on the original cables are PIN1.



5. Connect A/C power tap between monitor power and supply from the cabinet.



A/C Monitor Power Connector

6. Double check your work, and verify all connections.
7. Done!

DISCLAIMER: This upgrade has been designed to replace the power supply stated above; however installing this kit incorrectly can cause serious damage to the installer and the game. Poor or incorrect wiring can damage your game and or game boards. Use this product at your own risk. **Liability is limited to repair or replacement of the Kit only.**

P. O. Box 130, 60 W. Main St, Circleville, UT 84723 Ph: (435) 577-2258
Visit us on the Web at <http://www.mikesarcade.com>
Email: sales@mikesarcade.com