

Nintendo Power Supply Upgrade kit *SWITCHING POWER SUPPLY KIT PP-TSF*

Congratulations on your purchase of our drop-in replacement for the Nintendo TSF-CL-PP II power supply.

Compatible with the following:

- TSF-CL - Space Fever Color
 - TSF-CL - Space Fever Hi-Splitter
 - SDM - Space Demon
 - TST - Space Firebird
 - TWG - Sheriff
 - TSC - Space Launcher
 - TSS - Space Thunderbird
 - TUB - Heli Fire
 - TBB - Bomb Bee
 - TZF - Monkey Magic
- Any other game using that uses TSF-CL-PP II power supply.



The kit includes a power supply, interface adapter & AC power tap.


Tools Required: Philips Screwdriver

Installation Instruction:


1. Unplug your cabinet.

2. Locate and remove old power supply.


Remove the two (2) top screws that secure the power supply
Disconnect the AC transformer plug (6 pin plug)
Disconnect the black cables (9P & 10P).



3. Assemble the new power supply and mount it where desired.



Matching +5, GND, -5 and +12 lugs with the supplied switching power supply.



Attach the blue spade connectors to the two A/C lugs of the new switching power supply.

